



Objective Measurement for Parkinson's Disease

References

1. Target ranges used in the PKG report are based on consensus targets published in: Rajesh Pahwa R, Stuart H, Isaacson, Diego Torres-Russotto, Fatta B, Nahab, Peter M, Lynch & Katya E. Kotschet (2018) Role of the Personal KinetiGraph in the routine clinical assessment of Parkinson's disease: recommendations from an expert panel, Expert Review of Neurotherapeutics, 18:8, 669-680, DOI: 10.1080/14737175.2018.1503948
2. P. Farzanehfar, M. Braybrook, K. Kotschet, M. Horne. Objective Measurement in Clinical Care of Patients with Parkinson's disease: an RCT using the PKG [abstract]. Mov Disord. 2017; 32 (suppl 2). <http://www.mdabstracts.org/abstract/objective-measurement-in-clinical-care-of-patients-with-parkinsons-disease-an-rct-using-the-pkg/> Accessed December 20, 2018. Manuscript submitted for publication.
3. Farzanehfar P, Woodrow H, Braybrook M, McGregor S, Evans A, Nicklason F, Horne M. Objective measurement in routine care of people with Parkinson's disease improves outcomes. NPJ Parkinsons Dis. 2018 Apr 3;4:10. <https://www.nature.com/articles/s41531-018-0046-4>
4. Carroll C, Kobylecki C, Silverdale M, Thomas C. Impact of Quantitative Assessment of Parkinson's Disease-Associated Symptoms Using Wearable Technology on Treatment Decisions. Journal of Parkinson's Disease. DOI: 10.3233/JPD-191623. <https://content.iospress.com/articles/journal-of-parkinsons-disease/jpd191623>.
5. Nahab F, Abu-Hussain H, Moreno L. (2019) Evaluation of Clinical Utility of the Personal KinetiGraph® in the Management of Parkinson Disease. Advances in Parkinson's Disease, 8, 42-61. doi: 10.4236/apd.2019.83005.
6. Joshi R, Bronstein JM, Keener A, Alcazar J, Yang DD, Joshi M and Hermanowicz N (2019) PKG Movement Recording System Use Shows Promise in Routine Clinical Care of Patients With Parkinson's Disease. Front. Neurol. 10:1027. doi: 10.3389/fneur.2019.01027
7. Santiago A, Langston JW, Gandhi R, Dhall R, Brillman S, Rees L, Barlow C. Qualitative Evaluation of the Personal KinetiGraph™ Movement Recording System in a Parkinson's Clinic. J Parkinsons Dis. 2019;9(1):207-219. doi: 10.3233/JPD-181373. Published online 2019 Feb 5. Prepublished online 2018 Nov 8. <https://content.iospress.com/articles/journal-of-parkinsons-disease/jpd181373>
8. N. Thakur, L. Ramatowski. Personal KinetiGraph™ (PKG™) use in the Routine Clinical Care of Patients with Parkinson's Disease. PSG Conference Abstracts. Sept 2017. Access online at: <http://onlinelibrary.wiley.com/doi/10.1002/mds.27134/full>
9. J. Price, H. Martin, and L. Ebenezer. A Service Evaluation of the Clinical Use of Parkinson's KinetiGraph (PKG) Movement Recording System in the Assessment of Parkinson's Disease Patients with Tremor. Abstracts of the 21st International Congress of Parkinson's Disease and Movement Disorders. June 2017. Volume 32, Issue Supplement S2, Pages S1-S662. Access online at: <http://onlinelibrary.wiley.com/doi/10.1002/mds.v32.S2/issuetoc>
10. M. Andriola. Personal KinetiGraph (PKG) use in the Identification of Unknown, Under-medicated Parkinson's Disease Patients. PSG Conference Abstracts. Sept 2017. Access online at: <http://onlinelibrary.wiley.com/doi/10.1002/mds.27134/full>
11. Shulman LM, Gruber-Baldini AL, Anderson KE, et al. The Clinically Important Difference on the Unified Parkinson's Disease Rating Scale. Arch Neurol 2010; 67(1):64-70.



Global Kinetics (GKC), a novel digital health company, is revolutionizing the management of Parkinson's disease by providing the first continuous and objective measurement for people with Parkinson's living in our communities. Founded and perpetually influenced by neurologists, GKC is the market leader in clinical decision support for Parkinson's disease worldwide. At GKC, we strive to improve the lives of people with Parkinson's every day and change the way Parkinson's disease is managed, forever. Please visit us at www.GlobalKineticsCorporation.com to learn more.

Manufactured by:
GKC Manufacturing Pty Ltd
Level 9, 31 Queen Street, Melbourne, VIC, 3000, Australia

Distributed by:
Global Kinetics USA Corporation
10913 Bren Road East, Hopkins, MN 55343

KinetiGraph® and PKG® are registered trademarks of Global Kinetics Pty Ltd.





The Personal KinetiGraph (PKG) translates Parkinson's motor symptoms into tangible, objective measurements for targeted treatment plans.

No tasks, no diaries, just data. Over the course of a week, your patient wears a biosensor while going about their daily life. Data is compiled, analyzed and annotated into a detailed report in our diagnostic testing facility, overseen by board-certified Movement Disorder Neurologists. Then it is shared with you, online, for use in your comprehensive clinical care decisions.

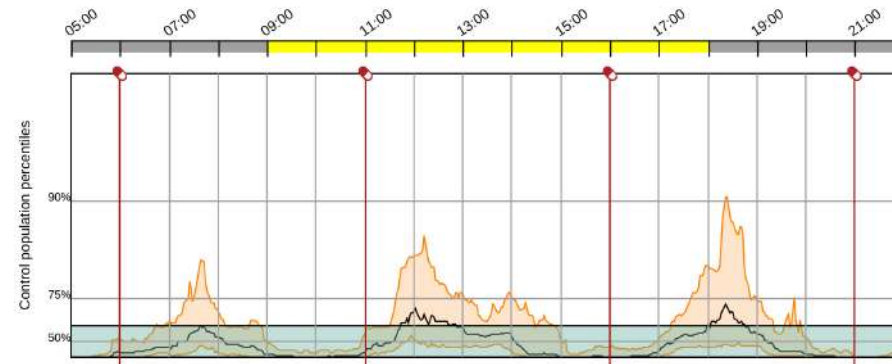
We support your clinical evaluation. PKG adds tangible, objective data from your patient's weekly motor symptoms to aid in your clinical decision-making.

Planning for the future. PKG data impacts clinical care decisions in 47-86% of patients studied.²⁻¹⁰

Real, approved and here to stay. The PKG is the only FDA cleared continuous objective measurement of movement symptoms for Parkinson's disease.



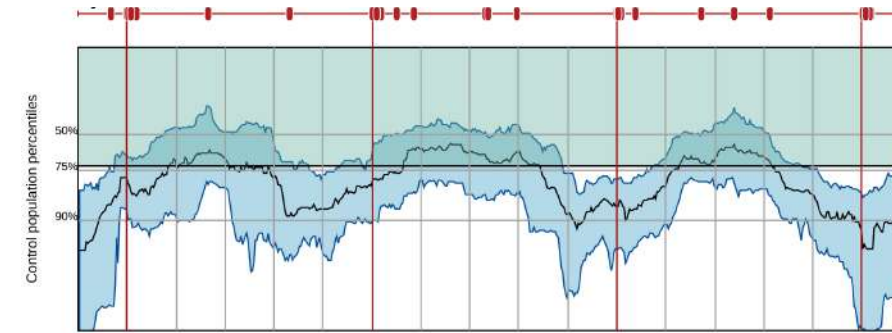
See your patient, objectively.



Scheduled medication times (red) are tracked and confirmed by your patient to align symptoms with future clinical care decisions.

Median Dyskinesia score (DKS)


Quantifies high acceleration movements classic of dyskinetic motor symptoms.



Target ranges¹, determined by expert consensus (green), generate goals for treatment based on controls without Parkinson's disease.

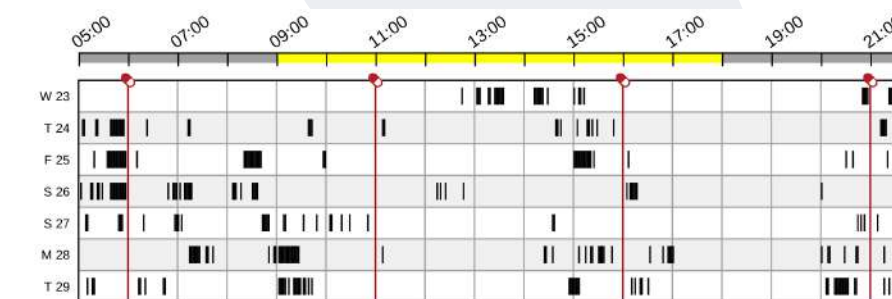
Median Bradykinesia score (BKS)

Quantifies low power and acceleration movements classic of bradykinetic motor symptoms.



Median Tremor score (PTT)

Quantifies the frequency and magnitude of tremor, to facilitate detailed patient conversations

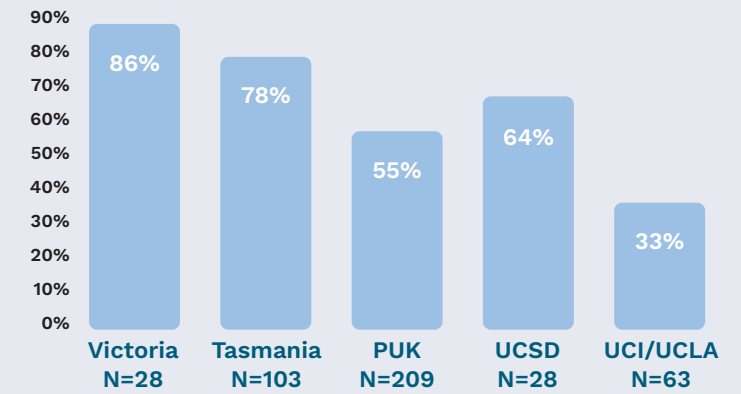


Percent Time Immobility (PTI)

Quantifies the time your patient spends without movement, helping to describe sustained immobility, daytime sleep and somnolence.

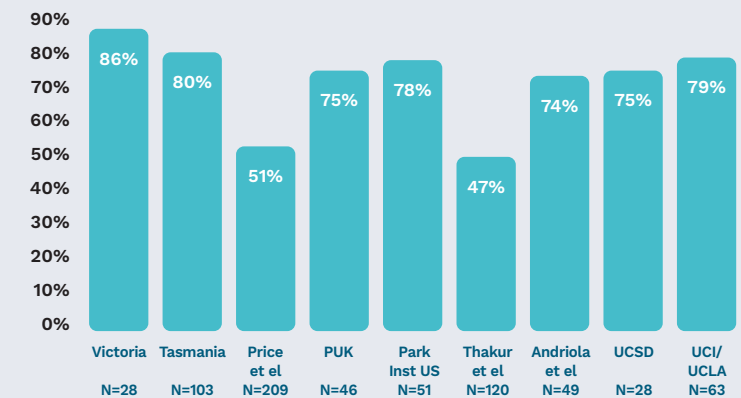
PKG Uncovers Poorly Controlled Patients²⁻⁶

% of Uncontrolled Patients Detected by PKG



PKG Impacts Clinical Management Decisions²⁻¹⁰

% Time Clinical Decision Change Using PKG



PKG Can Improve Patient Outcomes^{2-3, 5, 11}

