



GKC Manufacturing Pty Ltd  
Level 9, 31 Queen Street  
Melbourne, VIC, 3000, Australia



Abnovo Ltd  
Suite 115, Wey House, 15 Church St  
Weybridge, Surrey, KT13 8NA, UK  
www.abnovo.eu

KinetiGraph and PKG are registered trademarks of Global Kinetics Pty Ltd.

GKC-2000-EN4130 Rev 5.0 PKG Watch Guide

## Privacy

Your doctor has requested that you have a PKG movement recording. Global Kinetics takes the data and develops a report including your gender, doctor, age. Global Kinetics takes the security of your data and personal information seriously, and protects access from unauthorised persons. Global Kinetics complies with the relevant data privacy and security regulations in your country.

You can read Global Kinetics' product privacy notice at the following website: <https://www.globalkineticscorporation.com/privacy-security>

## Symbols and Labels



Read the instructions before use



Serial number



Reference number



Date of manufacture



Manufacturer



Type BF applied part



Keep away from heat



Do not dispose



Input power



Ingress protection – water and dust resistant



Temperature limitation - use only in temperatures between 5°C (41°F) and 40°C (104°F)



European conformity



EC Representative

## Warnings

Only take your medication as prescribed by your doctor.

Remove the PKG Watch immediately and contact your clinic if you experience a reaction of the skin (e.g. irritation or itchiness) that is in contact with the PKG Watch.

Remove the PKG Watch and contact your clinic if the PKG-Watch becomes uncomfortably warm.

Do not use the PKG Watch in temperatures greater than 104 °F (40 °C) and less than 41 °F (5 °C).

Do not leave the PKG Watch in direct sunlight or in any place where it might become hot.

Do not use if there are signs of physical damage or modification.


The PKG Watch is suitable for use in all home and domestic environments. Interference to normal operation of the PKG watch may occur if it is operated next to other electrical equipment, hospital electrical equipment or industrial electrical equipment. Do not use closer than 30cm (12 inches) of radio communications equipment.

Do not modify any parts of the PKG Watch.

Review instructions for use of any other medical device for potential incompatibilities with the PKG Watch

## Cleaning

If the PKG Watch is soiled, clean with warm soapy water



## PKG® Watch Patient Guide

for use of Parkinson's KinetiGraph®

Clinic Contact Name:

Clinic Phone:

Wrist: left / right (circle appropriate)

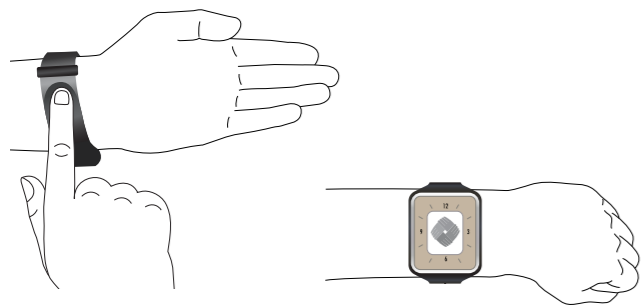


Your doctor has referred you for a Parkinson's KinetiGraph®. The PKG Watch will record your movement for 7 days, 24 hours a day. When the recording is finished, return the watch for the results to be sent to your doctor. The results show your doctor how your movement changes throughout the day and in relation to your Parkinson's medication.


This watch is programmed for you. Put on the watch now.

- Wear it directly against your skin.
- Wear it on the side most affected by your Parkinson's.
- Wear it on the same wrist all day and night for 7 days.

The watch is water resistant..




The PKG Watch displays a logo. Hold 2 fingers on the screen for at least 10 seconds until the clock appears. The watch is recording when it displays the clock.



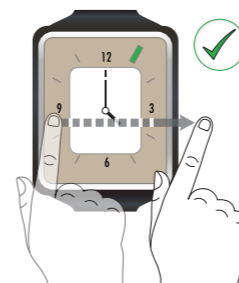
The PKG Watch may immediately vibrate 5 times. This is a demonstration of the medication reminders to allow you to practice. After the practice, the watch will only vibrate at your prescribed Parkinson's medication times\*.

\*Your watch may not be programmed with a demonstration or medication reminders. Please continue to wear the PKG Watch and take your Parkinson's medications at the times prescribed by your doctor.

At your prescribed Parkinson's medication times, your watch will vibrate. The pill and the orange light will appear on the screen.




Immediately after you have taken your medication, slowly slide your finger across the screen from 9 to 3 until the tick is displayed and the green light appears.



**Swipe slowly** and deliberately. Your swipe should take 3 seconds to complete.

If you don't successfully swipe, the vibration will repeat and the pill and the orange light stay on the screen.

When the recording is finished and envelope will appear on the screen.



Return the PKG Watch to your PKG clinic. The results will be taken from the PKG Watch and sent to your doctor.

TIPS

- You can light the screen of the watch. Hold 2 fingers on the screen briefly, then remove. The backlight will automatically turn off.

⚠ Only take your medication as prescribed by your doctor.

If you have any questions about how to operate the watch or if it behaves unexpectedly, contact your PKG clinic.